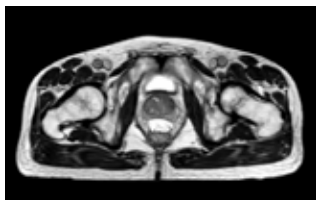


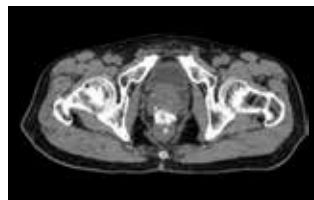
# SpaceOAR Vue™ Hydrogel Scan. See. Plan. Treat. All via CT.

SpaceOAR Vue Hydrogel is the next-generation hydrogel spacer that offers enhanced visibility via CT scan, designed to help physicians improve contouring accuracy and consistently position patients receiving prostate cancer radiation as compared to SpaceOAR™ Hydrogel.<sup>1</sup>

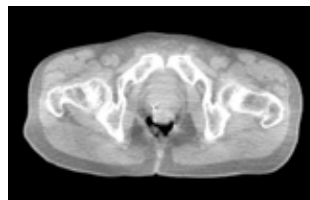
## SpaceOAR Vue Hydrogel in different image modalities.



T2-weighted Magnetic Resonance image.\*

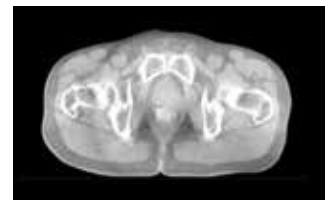


Computed Tomography image.\*



kV Cone-beam Computed Tomography image.\*

First Fraction



kV Cone-beam Computed Tomography image.\*

Last Fraction

## The difference is clear.



### Optimize dosing plan

Visibility of the gel on a CT scan helps to reduce under- or over-contouring of the prostate and rectum for improved accuracy, as compared to SpaceOAR Hydrogel, and helps optimize treatment planning.<sup>1,2</sup>



### Streamline workflow

Treatment planning can be done using CT only, reducing the need to acquire, reference and fuse MR and CT images with our easy-to-integrate solution and improve visualization of the target area during patient positioning using kV cone-beam CT.<sup>1</sup>



### Treat more patients

The radiopacity may provide a suitable imaging option to MRI for patients with implanted metallic devices.<sup>1</sup>

## What is SpaceOAR™ Hydrogel?

SpaceOAR Hydrogel is a clinically studied hydrogel that positions the rectum away from the prostate while helping to minimize cancer radiation therapy side effects. In a clinical study, SpaceOAR Hydrogel was shown to help minimize the impact on urinary, sexual and bowel quality of life for prostate cancer patients undergoing radiation therapy.<sup>3-5</sup>

Visit [SpaceOAR.com](http://SpaceOAR.com) for more information.



SpaceOAR Vue Hydrogel delivers similar benefits of space as the SpaceOAR Hydrogel, plus the benefit of enhanced CT visibility.

	SpaceOAR™ Hydrogel	SpaceOAR Vue™ Hydrogel
Chemistry <sup>1</sup>	PEG Hydrogel	PEG Hydrogel
Hydrogel water content	~90%	~90%
Visibility	MR, Ultrasound, limited CT visibility	MR, Ultrasound, Enhanced CT, Cone-beam CT visibility
Iodine Content	0%	~1%
Degradation	Via Hydrolysis	Via Hydrolysis
In Vivo Stability	3 months	3 months
Absorption Profile	~ 6 months	~ 6 months
Hydrogel Color	Clear	Tan
Application	Dual Injection	Dual Injection

Unleash the power of CT to improve visibility and prostate radiation planning.<sup>1</sup> Learn more, speak to your Boston Scientific representative.

## Ordering Information

Product code	Description
SV-2101	SpaceOAR Vue Hydrogel System



\* Dr. Jeff Michalski, MD (2020). Permission granted by Washington University Imaging.

1. Data on file with Boston Scientific.
2. Xu H, Gordon JJ, Siebers JV. Coverage-based treatment planning to accommodate delineation uncertainties in prostate cancer treatment. *Med Phys.* 2015 Sep;42(9):5435-5443.
3. Mariados N, Sylvester J, Shah D, et al. Hydrogel spacer prospective multicenter randomized controlled pivotal trial: Dosimetric and clinical effects of perirectal spacer application in men undergoing prostate image guided intensity modulated radiation therapy. *Int J Radiat Oncol Biol Phys.* 2015 Aug 1;92(5):971-7.
4. Hamstra DA, Mariados N, Sylvester J, et al. Continued benefit to rectal separation for prostate radiation therapy: Final results of a phase III trial. *Int J Radiat Oncol Biol Phys.* 2017 Apr 1;97(5):976-85.
5. Hamstra DA, Mariados N, Sylvester J, et al. Sexual quality of life following prostate intensity modulated radiation therapy (IMRT) with a rectal/prostate spacer: Secondary analysis of a phase 3 trial. *Pract Radiat Oncol.* 2018 Jan - Feb;8(1):e7-e15.

SpaceOAR and SpaceOAR Vue are intended to temporarily position the anterior rectal wall away from the prostate during radiotherapy for prostate cancer and in creating this space it is the intent of SpaceOAR and SpaceOAR Vue Hydrogels to reduce the radiation dose delivered to the anterior rectum.

As with any medical treatment, there are some risks involved with the use of SpaceOAR and SpaceOAR Vue Hydrogels. Potential complications associated with SpaceOAR and SpaceOAR Vue Hydrogels, but are not limited to: pain associated with SpaceOAR and SpaceOAR Vue Hydrogel injection; pain or discomfort associated with SpaceOAR and SpaceOAR Vue Hydrogel; needle penetration of the bladder, prostate, rectal wall, rectum or urethra; injection of SpaceOAR and SpaceOAR Vue Hydrogel into the bladder, prostate, rectal wall, rectum or urethra; local inflammatory reactions; infection; injection of air, fluid or SpaceOAR and SpaceOAR Vue Hydrogel intravascularly; urinary retention; rectal mucosal damage, ulcers, necrosis; bleeding; and rectal urgency.

Caution: U.S. Federal law restricts this device to sale by or on the order of a physician.

CAUTION: The law restricts these devices to sale by or on the order of a physician. Indications, contraindications, warnings and instructions for use can be found in the product labelling supplied with each device. Information for use only in countries with applicable health authority registrations. This material not intended for use in France.

Products shown for INFORMATION purposes only and may not be approved or for sale in certain countries. Please check availability with your local sales representative or customer service.

All images are the property of Boston Scientific. All trademarks are the property of their respective owners.

© 2020 Boston Scientific Corporation or its affiliates. All rights reserved.

**Boston Scientific**  
Advancing science for life™

Manufactured for:

Boston Scientific Corporation  
300 Boston Scientific Way  
Marlborough, MA 01752  
[www.bostonscientific.com](http://www.bostonscientific.com)

**Ordering Information**  
**1.888.272.1001**

© 2020 Boston Scientific Corporation or its affiliates. All rights reserved.

URO-754706-AA SEP 2020